



MISSION ~~IMPOSSIBLE~~

TEACHERS/ PARENTS/ MISSION COORDINATORS:

Welcome! This self-paced, ready-to-print activity is designed to engage students in problem-solving, collaboration, and discovery through fun puzzles and challenges. Each task leads them one step closer to completing their mission, while subtly encouraging awareness of God-given gifts, service, and ways to make a difference at home, church, and in the community. Student instructions, and clues, are included, making it easy to implement with minimal prep. Simply make copies for group, distribute the worksheets as the complete each clue, and let them enjoy the adventure!





MISSION

~~**IMPOSSIBLE**~~

Attention!!!!

If you are reading this, you have been selected for an incredibly difficult mission! You must solve puzzles, crack the codes, and gather clues that reveal ways that others have served and you can make a difference at home, at church, and in your community. Work together and think like an agent as you complete your mission!





MISSION IMPOSSIBLE

#1 WHO IS IT?

Your first step is to grab a Bible and look up the verses. Find out who the verses are referring to. Once you have found the names, fill them in the blanks.

Matthew 9:9-13



Luke 19:1-10



Judges 6:1-27



2 Samuel 22



Ephesians 3:1-8



Exodus 15:20-21



Daniel 6:10




Luke 1:46-55



Now, use the answers to reveal the answer to the question below. When you have correctly completed the clue (you MUST have the entire clue filled out), find your mission coordinator to receive the next clue #2.

What do each of these people have in common?





MISSION ~~IMPOSSIBLE~~

#2 GIFTED

This next clue is as easy as **ABC123**. If you want your next clue, you must solve it to see.

7 15 4/ 8 1 19/ 7 9 22 5 14/ 25 15 21/

19 16 5 3 9 1 12/ 7 9 6 20 19/

20 8 1 20/ 3 1 14/ 2 5/ 21 19 5 4/


20 15/ 19 5 18 22 5/ 1 14 4/

8 5 12 16/ 15 20 8 5 18 19/

12 5 1 18 14/ 1 2 15 21 20/

10 5 19 21 19.





MISSION ~~IMPOSSIBLE~~

#3 EQUIPPED

Six kids met at a park. Their goal was to find a way to use their God-given gifts to serve him by serving others. Each one chose a different way to serve, based on their unique gifts, abilities, and interests. First, use the clues below to match each kid with their service activity. When you have finished, show the completed graph to your Mission Coordinator to get you next clue.

1. The child who led games for kids enjoyed giving instructions and organizing groups, and this was not Charlie or Jasmine.
2. The child who chose painting kindness signs enjoys artistic activities, and this was someone other than James.
3. James chose an activity where he could talk with people directly, while doing something hands-on and creative, and artistic.
4. Of Jordan and Ella, one cleaned up the park, and the other read to younger kids.
5. Marcos chose an activity with kids where he be in charge and teach them.
6. Charlie did not read to children, make cards or paint signs but is very generous with his time and money.
7. Ella loves helping kids learn.
8. Jasmine enjoys artistic activities over leadership-type roles.

	Cleaning up the park	Reading to younger kids	Organizing a food Drive	Making Cards with Seniors	Leading Games for kids	Painting Kindness signs
James						
Ella						
Jordan						
Jasmine						
Charlie						
Marcos						

Service Activity Choices
James
Ella
Jordan
Jasmine
Charlie
Marcos






MISSION ~~IMPOSSIBLE~~

#4 GOD CAN USE ME

God can use each of us. Use the key to figure out what God wants us to do according to Matthew 28. Each letter is represented by a picture. the pictures spell out our comand.

A	B	C	D	E	F	G	H	I	J	K	L	M
N	O	P	Q	R	S	T	U	V	W	X	Y	Z



When you have correctly completed the clue (you MUST have the entire clue filled out), find your Mission Coordinator to receive your prize.

*Bonus if you can find where in the Bible he tells us to do this and write the Bible reference (book, chapter and verse) below!

